


1981



CHAMPION 80

CHAMPION ^{SCALE NO} **80**

"B 2"

1:66

Pista a due corsie con sopraelevata e vetture di F1.

Confezione: mm 500x400x72.

Dimensione d'ingombro: mm 1623x766.

Sviluppo: mm 4040.

Two-lane racing track with superelevation and F.1 cars.

Box: 500x400x72 mm.

Overall dimensions: 1623x766 mm.

Length: mm 4040.

Piste à deux voies, voie surélevée, voitures F1.

Emballage: 500 mm x 400x72.

Dimensions: 1636 mm x 766.



Developpement: mm 4040.

Rennbahn mit zwei Fahrspuren, mit Überhöhung und Rennwagen F1.

Packung: mm 500x400x72.


Abmessungen: 1623x766.

Bahnlänge: mm 4040.





CHAMPION SCALE NO **80**

"B 3"

 **1:66**


Pista a due corsie di sopraelevata, chicane, curva parabolica e vetture di F1.
 Confezione: mm 650x400x80.
 Dimensioni d'ingombro: mm 2426x944.
 Sviluppo: mm 7250.
 Two-lane racing track with superelevation, chicane, parabolic curve and F1 cars.
 Box: 650x400x80 mm.
 Overall dimensions: 2426x944 mm.
 Length: mm 7250.
 Piste à deux voies, voie surélevée, chicane, courbe parabolique et voitures F1.
 Emballage: 650 mm x 400x80.
 Dimensions: 2426 mm x 944.
 Développement: mm 7250.
 Bahn mit zwei Fahrspuren, mit Überhöhung, Chicane, Parabelkurve und Rennwagen F1.
 Packung: mm 650x400x80.
 Abmessungen: mm 2426x944
 Bahnlänge: mm 7250.



CHAMPION SCALE NO **80**

ACCESSORI - ACCESSORIES
ACCESSOIRES - ZUBEHÖRTEILE

BINARI TRACK LINES REILS FAHRSPUREN




B 35



B 34



B 32




B 56




B 31



B 33




B 57



B 44

B 43

B 42



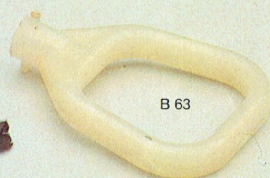
B 73



B 62



B 72



B 63



B 36



B 37



B 45



B 38



B 46



B 48



B 50




B 49




B 51



B 47



B 54




B 53




B 39


**TRASFORMATORI
 TRANSFORMERS
 TRANSFORMATEURS
 TRANSFORMATOREN**




A 90




A 215



SET A 221 (A 202 + A 201)





A 201



A 202



**STARTER/PULSANTI
STARTER/BUTTONS
STARTER/PIOGNÉES
DE COMMANDE
STARTER/KNOPFE**




CHAMPION SCALE HO **80**

ACCESSORI - ACCESSORIES
ACCESSOIRES - ZUBEHÖRTEILE


**PONTE SOSPESO
SUSPENDED BRIDGE
PONT SOSPENDU
HÄNGEBRÜCKE**



TRIBUNA/BOX
RETE ESTERNA
TRIBUNE/PITS
OUTER WIRE FENCE
TRIBUNE/BOX
GRILLAGE EXTÉRIEUR
TRIBUNE/BOXEN
AUSSENNETZ




B 74



B 60



B 61




CHAMPION SCALA 1/24
 ACCESSORI - ACCESSORIES
 ACCESSOIRES - ZUBEHÖRTEILE


SEMAFORO E BINARI
 DI ACCESSO AI BOX
 TRAFFIC LIGHTS AND
 TRACK LINES TO THE
 PITS
 FEU DE SIGNALATION
 ET RAILS D'ACCES AUX
 BOXES
 AMPEL UND
 ZUFahrTSWEGE ZU
 DEN BOXEN



SET B 71 (A 204 + A 208 + B 53 + B 54)




A 204




B 54

B 53




A 208


STARTER CON
BINARIO A RULLI
STARTER SET WITH
ROLLER RAIL
STARTER DE DÉPART
AVEC VOIE À
ROULEAUX
STARTER FÜR DAS
ANLASSEN MIT
ROLLEN GELEISE




SET B 52 (A 229 + B 57)



A 229




B 57




ACCESSORI
ACCESSORIES
ACCESSOIRES -
ZUBEHÖRTEILE


**CONTAGIRI
LAP COUNTER
COMPTE-TOURS
DREHZAHLMESSER**



SET B 70 (A 212 + B 56)




A 212




B 56

ELECTRONIC

CONTASECONDI
TIMER
COMPTE-SECONDES
SEKUNDENZÄHLER




A 213



**SCALE 1/10
CHAMPION 80**

ACCESSORI - ACCESSORIES
ACCESSOIRES - ZUBEHÖRTEILE

AUTO CARS VOITURES AUTOS



B 101



B 64



B 102



B 103



B 104



B 105



B 106



B 107



B 108



B 109



B 110



B 111

NOMENCLATURA NOMENCLATURE NOMENCLATURE NOMENKLATUR

CHAMPION 80

- B 2 Pista con sopraelevata
- B 3 Pista con curve paraboliche

COMPLEMENTARI BINARI

- B 31 Rettilineo mm 200
- B 32 Rettilineo contagiri
- B 33 Rettilineo presa corrente
- B 34 Rettilineo scambio corsie
- B 35 Rettilineo con variante
- B 37 Curva piana 60°
- B 38 Curva parabolica 60°
- B 39 Curva a doppia ipsofon
- B 42 Rettilineo mm. 100
- B 43 Rettilineo mm. 50
- B 44 Rettilineo mm. 25
- B 45 Curva piana 30° R. 171,8
- B 46 Curva piana 15° R. 171,9
- B 47 Curva piana 30° R. 252
- B 48 Curva piana 60° R. 56,8
- B 49 Curva piana 90° R. 60
- B 50 Curva piana 30° R. 387,3
- B 51 Curva piana 5° R. 2000
- B 55 Ponte sospeso

ACCESSORI

- B 28 Pulsante
- B 36 Guard-rail
- B 60 Tribune
- B 61 Box
- B 62 Ganci giunzione
- B 63 Attrezzo per innesto contatti
- B 72 Innesti contatti
- B 73 Serie piloni con tralicci
- B 74 Rete di protezione
- A 90 Trasformatore
- A 201 Trasformatore super
- A 202 Cambio velocità
- A 203 Starter di partenza
- A 215 Trasformatore 12 V. 0,4 A
- A 232 Pulsante « SENSOTRONIC »

SET ELETTRICI

- B 52 Torre di partenza con rettilineo con rulli
- B 71 Binari entrata-uscita ai box con semaforo e scatola comando
- A 221 Trasformatore SUPER con cambio velocità

ACCESSORI DI RICAMBIO PER SET ELETTRICI

- B 53 Scambio entrata ai box
- B 54 Scambio uscita ai box
- B 57 Rettilineo mm. 200 con rulli
- A 204 Semaforo
- A 208 Scatola di comando per semaforo e scambio

SET ELETTRONICI

- B 70 Contagiri elettronico con binari presa contatti

ACCESSORI DI RICAMBIO PER SET ELETTRONICI

- B 56 Rettilineo mm. 200 con contatti
- A 212 Contagiro elettronico
- A 213 Contasecondi elettronico

AUTO CHAMPION 80

- B 101 Lotus 78 F. 1
- B 102 Brabham Bt 45 F. 1
- B 103 Renault Gordini prototipo
- B 104 Abarth Pininfarina SE 027
- B 105 Tyrrell 008
- B 106 Renault Turbo RS/01 F. 1
- B 107 Ferrari 312 T2 F. 1
- B 108 Ligier Gitanes JS 7 F.
- B 109 Wolf
- B 110 Ats March
- B 111 Copersucar

RICAMBI PER AUTO CHAMPION 80

- B 64 Contatti striscianti
- B 65 Motorino
- B 66 Differenziali
- B 67 Commie posteriori
- B 68 Telaio
- B 69 Pick-up

CHAMPION 80

- B 2 Track with flyover
- B 3 Track with parabolic bends

CIRCUITS LINES

- B 31 Straight, 200 mms
- B 32 Straight, lap counter
- B 33 Straight, power socket
- B 34 Straight, lane switch over
- B 35 Straight, with variant
- B 37 Smooth 60° bend
- B 38 Parabolic 60° bend
- B 39 Double Y bend
- B 42 Straight, 100 mms
- B 43 Straight, 50 mms
- B 44 Straight, 25 mms
- B 45 Smooth 30° bend, R. 171,8
- B 46 Smooth 15° bend, R. 171,9
- B 47 Smooth 30° bend, R. 252
- B 48 Smooth 60° bend, R. 56,8
- B 49 Smooth 90° bend, R. 60
- B 50 Smooth 30° bend, R. 387,3
- B 51 Smooth 5° bend, R. 2000
- B 55 Suspension bridge

ACCESSORIES

- B 28 Push button
- B 36 Guard-rail
- B 60 Stands
- B 61 Pits
- B 62 Joining hooks
- B 63 Tool for coupling contacts
- B 72 Coupling contacts
- B 73 Set of piers with trestles
- B 74 Protective wire netting
- A 90 Transformer
- A 202 Speed changer
- A 203 Starting device
- A 215 Transformer 12 V. 0,4 A
- A 232 « SENSOTRONIC » push button

ELECTRIC SETS

- B 52 Starting tower with straight line with rollers
- B 71 Lines for entry and exit from pits with lights and control box
- A 221 Super transformer with speed changer

SPARE ACCESSORIES FOR ELECTRIC SETS

- B 53 Pit entry points
- B 54 Pit exit points
- B 57 Straight line, 200 mms, with rollers
- A 204 Lights
- A 208 Control box for lights and points

ELECTRONIC SETS

- B 70 Electronic lap counter with contact coupling lines

SPARE ACCESSORIES FOR

ELECTRONIC SETS

- B 56 Straight line, 200 mms, with contacts
- A 212 Electronic lap counter
- A 213 Electronic second counter

CHAMPION 80 CARS

- B 101 Lotus 78 F. 1
- B 102 Brabham Bt 45 F. 1
- B 103 Renault Gordini prototype
- B 104 Abarth Pininfarina SE 027
- B 105 Tyrrell 008
- B 106 Renault Turbo RS/01 F. 1
- B 107 Ferrari 312 T2 F. 1
- B 108 Ligier Gitanes JS 7 F. 1
- B 109 Wolf
- B 110 Ats March
- B 111 Copersucar

SPARE PARTS FOR CHAMPION 80 CARS

- B 64 Sliding contacts
- B 65 Starting motor
- B 66 Differentials
- B 67 Back tyres
- B 68 Chassis
- B 69 Pick-up